

Name: _____

Character Traits Poster Book Report

For our first book report you will be making a Character Traits Poster (see back for details). You should pick a chapter book that is on your reading level. You will need to approve the title of the book with Miss Church by Sep. 9th.

This book report is due Sep. 30th and is worth 50 points. If you cannot get a poster board, let Miss Church know as soon as possible, and she will provide one for you.

Grading Rubric

	____/50
Book pre-approved by Miss Church	____/5
Book Title and Author	____/5
Physical Appearance/Personality	____/5
Likes & Dislikes/Worries	____/5
Paragraph Describing Character	____/5
Illustration of Character	____/5
Relationship with others/hopes, dreams, goals	____/5
Biggest Problem	____/5
Turned In On Time	____/5
Appearance and Neatness	____/5

**Physical appearance
and/or personality**

Describe the
character's physical
appearance and/or
personality

Title
of
Book
and
Author

Likes and dislikes

Describe the character's
likes and dislikes.

Character Traits Poster

By: _____

Give the character's name here and draw a
picture of him or her.

Write a paragraph describing the character
in your own words.

Relationships with others and/or
hopes, dreams, or goals

Describe the character's relationship
with other people, or describe his or
her hopes, dreams, and goals.

Biggest Problems

Describe the character's
biggest problem(s)
in the book

September Book Report

	5 points	4 points	3 points	2 points	1 point
Physical appearance/ Personality	Description is 3 or more sentences. Many descriptive words are used to tell about the character's appearance/personality .	Description is 3 or more sentences. Can figure out the character's appearance/personality , but few descriptive words are used.	Description is less than 3 sentences. Can figure out the character's appearance/personality , but few descriptive words are used..	Description is less than 3 sentences. No descriptive words are used.	Description is one sentence long. The reader has trouble figuring out what the character looks like.
Likes & Dislikes/ Worries	Description is 3 or more sentences. Many descriptive words are used to tell about the character's like and dislikes.	Description is 3 or more sentences. Can figure out the character's likes & Dislike/Worries, but few descriptive words are used.	Description is less than 3 sentences. Description only tells about likes or dislikes, not both.	Description is less than 3 sentences. No descriptive words are used.	Description is one sentence long. The reader has trouble figuring out what the character likes or dislikes.
Paragraph describing character	Paragraph is 4 or more sentences. Many descriptive words are used to tell about the character.	Paragraph is 4 or more sentences. Can figure out the character but few descriptive words are used.	Paragraph is less than 4 sentences. Can figure out the character but few descriptive words are used.	Description is less than 4 sentences. No descriptive words are used.	Description is one sentence long. The reader has trouble figuring out the character.
Illustration of Character	Illustration is creative, drawn and colored neatly and is a good size. Student has put in a lot of time and effort.	Illustration is mostly creative, drawn and colored neatly, and is a good size. Student has put in some time and effort.	Illustration is somewhat creative, drawn and colored neatly, and is a decent size. Student has put in a little time and effort.	Illustration is not very creative, drawn and colored neatly, and is a decent size. Student has put in very little time and effort.	Illustration is drawn and/or colored carelessly. Looks like it was drawn last minute
Relationships with others/ hopes, dreams, goals	Description is 3 or more sentences. Many descriptive words are used to tell about the character's relationships or their hopes and dreams.	Description is 3 or more sentences. Can figure out the character's relationships or hopes and dreams, but few descriptive words are used..	Description is less than 3 sentences. Can figure out the character's relationships or hopes and dreams, but few descriptive words are used..	Description is less than 3 sentences. No descriptive words are used.	Description is one sentence long. The reader has trouble figuring out the character's relationships or their hopes and dreams.
Biggest problem	Biggest problem is 3 or more sentences. Many descriptive words are used to tell about the character's biggest problem.	Biggest problem is 3 or more sentences. Can figure out the character's biggest problem, but few descriptive words are used..	Biggest problem is less than 3 sentences. Can figure out the character's biggest problem, but few descriptive words are used.	Biggest problem is less than 3 sentences. No descriptive words are used.	Biggest problem is one sentence long. The reader has trouble figuring out the character's biggest problem.
Turned in on time	On time	1-2 days late	3-4 days late	5 days late	More than 5 days late.
Appearance and neatness	Has no distracting errors and is easily read. It appears the student spent a lot of effort getting things just right.	Has one or more distracting errors, and is easily read. It appears the student worked hard on it.	Is fairly readable but the quality is not very good on some parts. It appears the student put some effort in it, but it was not their best work.	Is barely readable and the quality is not very good on most parts. It looks like the student ran out of time or didn't take care of it.	Very messy and hard to read. It looks like the student threw it together at the last minute without much care.

Name _____

Pumpkin Carving Book Report

For October we are going to have a little fun with pumpkins or with a mystery bag! Your book this month can be a suspense book, a mystery book, or any chapter book you'd like. Please make sure that it has about 120 pages.

Please get this book approved by your teacher by October 7th.

When you are finished reading your book, if you choose to do the Pumpkin Carving, you'll need to buy a pumpkin at least 6 inches in diameter. Please decorate it to represent the main character in the book you read. You can do anything you want to decorate your pumpkin. You can carve, paint, glue, cut, etc. Be creative!

You will also need an index card. If you can't get one, please let Miss Church know and she'll get you one. On this card please write the character's name on the blank side. On the lined side, label the title of the book, the author, and write a paragraph describing your character. We will display them on tables for the rest of the fourth grade to see. The book report is due on October 28th. You will be presenting your pumpkin to the class, and will explain how it represents the character from your book.

Pumpkin Carving Grading Rubric _____/50

- ☆ Name of book approved by your teacher _____/5 Points
- ☆ Pumpkin Creatively Decorated as a Character _____/5 Points
- ☆ Name of Character on index card _____/5 Points
- ☆ Title & Author on index card _____/5 Points
- ☆ Character Description on index card _____/5 Points
- ☆ Turned in on time _____/5 Points
- ☆ Presentation (Voice, Speed, Eye Contact, Volume) _____/20 Points

Presentation Skills

Eye Contact	Eyes on paper 1 pt. 2pts.	Eyes sometimes on paper 3pts. 4pts.	Eyes rarely on paper 5pts.
Voice Projection	Few can hear 1 pt. 2pts.	Most can hear 3pts. 4pts.	All can hear 5pts.
Voice Inflection	Monotone 1 pt. 2pts.	Some inflection 3pts. 4pts.	Good inflection 5pts.
Speed	Too fast or too slow 1 pt. 2pts.	Sometimes appropriate 3pts. 4pts.	Good pacing 5pts.

Name _____

Mystery Bag Book Report

The assignment for October is to read a book that is at least 120 pages long. You can read a suspense, mystery, or any chapter book you'd like. (Please choose a book that is on your reading level.) Please have your book approved by Miss Church by October 7th. After completing the book, you will need to make a mystery bag or a pumpkin carving. If you choose to do the Mystery Bag then the outside of the bag needs to be decorated to fit the theme of the story. Attach a short, original paragraph describing the main character of your book to the back of the bag. Be sure to include the author's name and title of your book. Inside the bag, put five or six items that could help solve the mystery of who the main character is from your story. Mystery bags are due on October 28th. Students will be presenting their mystery bags to the class, and will explain how the items in the bag describe the character from their book.

Mystery Bag Grading Rubric ____/50 Points

- ☆ Name of book approved by your teacher _____/5 Points
- ☆ Paragraph (Organized, student's own work, nicely handwritten or typed, includes title & author.) _____/10 Points
- ☆ Clues (at least 5 or 6 clues of the character) _____/5 Points
- ☆ Turned in on time _____/5 Points
- ☆ Decorated Bag (Quality Work) _____/5 Points
- ☆ Presentation (Voice, Speed, Eye Contact, Volume) _____/20 Points

Presentation Skills					
Eye Contact	Eyes on paper 1 pt. 2pts.		Eyes sometimes on paper 3pts. 4pts.		Eyes rarely on paper 5pts.
Voice Projection	Few can hear 1 pt. 2pts.		Most can hear 3pts. 4pts.		All can hear 5pts.
Voice Inflection	Monotone 1 pt. 2pts.		Some inflection 3pts. 4pts.		Good inflection 5pts.
Speed	Too fast or too slow 1 pt. 2pts.		Sometimes appropriate 3pts. 4pts.		Good pacing 5pts.

Name: _____

Mini-Book Book Project

November's book project will be a Mini-Book. You will be required to create a front cover, beginning page, middle page, and ending page.

- * On the front cover you'll fill in the title and author of your book, as well as your name. You'll also draw and color a full-size illustration of your favorite scene from the book.
- * On the following pages you'll write a one-paragraph summary about the beginning, middle and ending of your book. You'll also draw and color a full-size picture to illustrate each paragraph.
- * Each illustration should include a background and be your best work.

This book project is **due Nov. 22nd** and is worth 50 points. You'll need to pre-approve your book with Miss Church by Nov. 11th.

Grading Rubric

	____/50
Book pre-approved by Miss Church	____/5
Front Cover Book Title, Author, and Your Name	____/5
Front Cover Illustration	____/5
Beginning Page Paragraph	____/5
Beginning Page Illustration	____/5
Middle Page Paragraph	____/5
Middle Page Illustration	____/5
Ending Page Paragraph	____/5
Ending Page Illustration	____/5
Turned In On Time	____/5

November Book Report

	5 points	4 points	3 points	2 points	1 point
Front Cover Illustration	Illustration is creative, drawn and colored neatly, and is the correct size. Student has put in a lot of time and effort.	Illustration is mostly creative, drawn and colored neatly, and is the correct size. Student has put in some time and effort.	Illustration is somewhat creative, drawn and colored neatly, and is the correct size. Student has put in a little time and effort.	Illustration is not very creative, drawn and colored neatly, and is too small or too big. Student has put in very little time and effort.	Illustration is drawn and/or colored carelessly. Looks like it was drawn last minute
Beginning Page Paragraph	Paragraph is 5 to 7 sentences that summarizes the beginning.	Paragraph is 5-7 sentences that focuses more on details than the overall summary.	Paragraph is 2-4 sentences that summarizes the beginning.	Paragraph is 2-4 sentences that focuses more on details than the overall summary.	Paragraph is one sentence long. The reader has trouble figuring out the beginning.
Beginning Page Illustration	Illustration is creative, drawn and colored neatly, and is the correct size. Student has put in a lot of time and effort.	Illustration is mostly creative, drawn and colored neatly, and is the correct size. Student has put in some time and effort.	Illustration is somewhat creative, drawn and colored neatly, and is the correct size. Student has put in a little time and effort.	Illustration is not very creative, drawn and colored neatly, and is too small or too big. Student has put in very little time and effort.	Illustration is drawn and/or colored carelessly. Looks like it was drawn last minute
Middle Page Paragraph	Paragraph is 5 to 7 sentences that summarizes the middle.	Paragraph is 5-7 sentences that focuses more on details than the overall summary.	Paragraph is 2-4 sentences that summarizes the middle.	Paragraph is 2-4 sentences that focuses more on details than the overall summary.	Paragraph is one sentence long. The reader has trouble figuring out the middle.
Middle Page Illustration	Illustration is creative, drawn and colored neatly, and is the correct size. Student has put in a lot of time and effort.	Illustration is mostly creative, drawn and colored neatly, and is the correct size. Student has put in some time and effort.	Illustration is somewhat creative, drawn and colored neatly, and is the correct size. Student has put in a little time and effort.	Illustration is not very creative, drawn and colored neatly, and is too small or too big. Student has put in very little time and effort.	Illustration is drawn and/or colored carelessly. Looks like it was drawn last minute
Ending Page Paragraph	Paragraph is 5 to 7 sentences that summarizes the ending.	Paragraph is 5-7 sentences that focuses more on details than the overall summary.	Paragraph is 2-4 sentences that summarizes the ending.	Paragraph is 2-4 sentences that focuses more on details than the overall summary.	Paragraph is one sentence long. The reader has trouble figuring out the ending.
Ending Page Illustration	Illustration is creative, drawn and colored neatly, and is the correct size. Student has put in a lot of time and effort.	Illustration is mostly creative, drawn and colored neatly, and is the correct size. Student has put in some time and effort.	Illustration is somewhat creative, drawn and colored neatly, and is the correct size. Student has put in a little time and effort.	Illustration is not very creative, drawn and colored neatly, and is too small or too big. Student has put in very little time and effort.	Illustration is drawn and/or colored carelessly. Looks like it was drawn last minute
Turned in on time	On time	1-2 days late	3-4 days late	5 days late	More than 5 days late.

A Summary of _____'s
Author


Title

Written by

Your Name




This happened at the beginning...



This happened in the middle...



This happened at the end...



Name: _____

Book Tree Book Project

December's book project will be a Book Tree. Because this is a shorter month, the students can read a book that is shorter than 120 pages, however it should still be a chapter book and have at least 70 pages. On the next page is a copy of the tree you can use. Instructions to fill out the tree are below:

1. Write the name of the main character on the top line.
2. Write two words that describe the main character.
3. Write three words that describe where the story takes place.
4. Write four words telling what the main character wanted in the story.
5. Write five words telling what happened that almost stopped the main character from getting what she or he wanted in the story.
6. Write six words telling how the main character got what she or he wanted in the story.
7. Write seven words that describe the best part of the book.
8. Write eight words telling why you would or would not tell a friend to read this book.
9. Decorate and color your tree. (You can trace over the words in black marker so we can read them.)

This book project is **due Dec. 20th** and is worth 50 points. It may be turned in early.

You'll need to pre-approve your book with Miss Church by Dec. 9th.

Grading Rubric

Book pre-approved by Miss Church

____/50

Tree Filled Out & Decorated According to Instructions

____/5

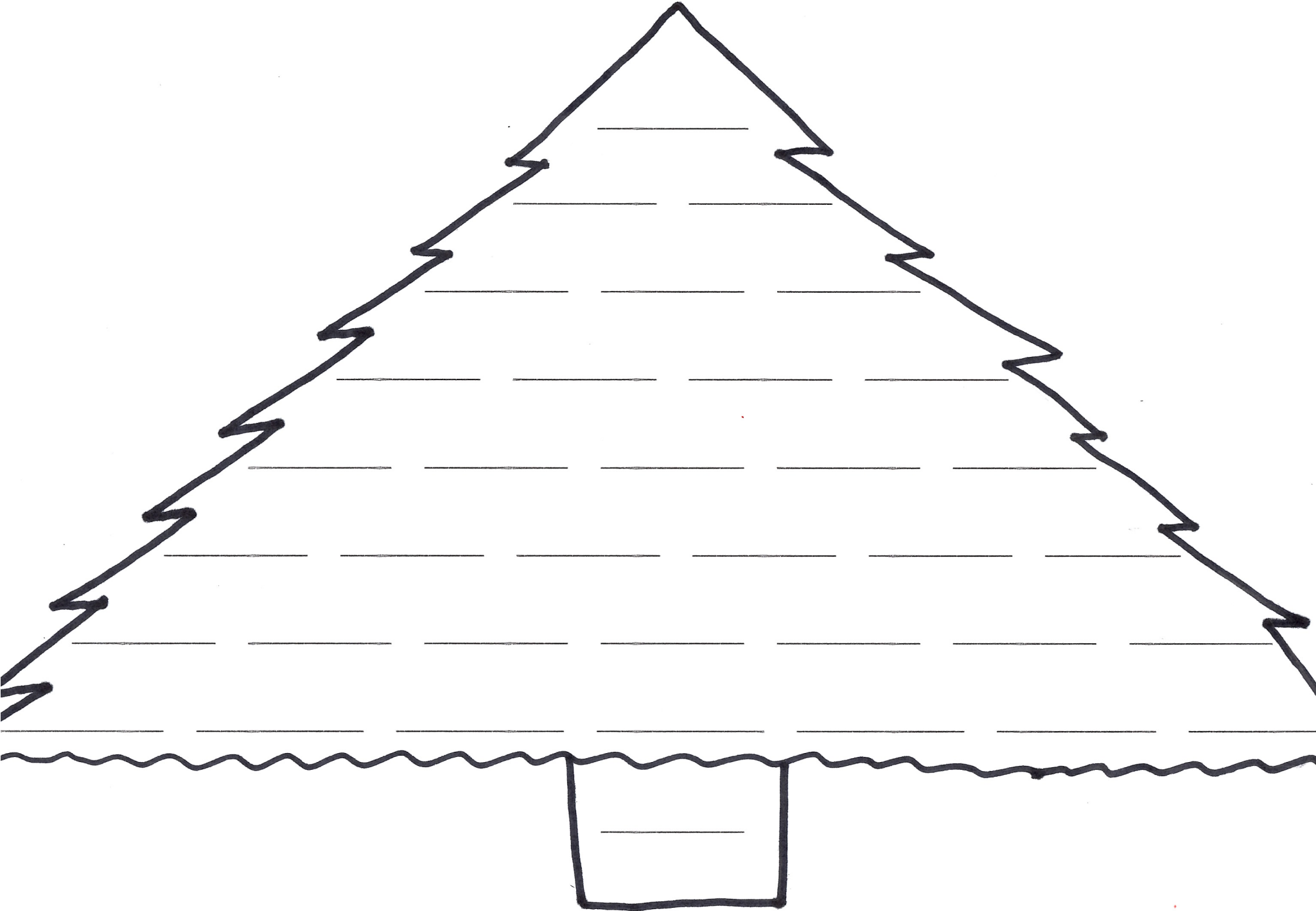
Turned In On Time

____/40

____/5

Book Title: _____

Author: _____



Flip-Book Book Report

You will need to approve your book with Miss Church by January 13th. For your book report you will be creating a flip-book that tells about the book. This report will be due January 31st.

Directions for making your flip-book:

Use 3 sheets of computer paper. Holding them together vertically, fan the sheets out by placing one on top of the other, approximately 3/4 of an inch apart from the sheet under it. Hold them in the fanned position and fold down all 3 parts from the top. Make sure all the sections are equal. You should end up with a wider section at the top and five equal sections below. Place two staples on the fold line.

Directions for book information to be included:

Label the page edges as in the picture below. Customize the information that is in *italics* for the cover. Follow the directions below to complete.

Setting

In this section tell where and when the story took place. Include any details to help the reader learn about the time period and setting.

staple	staple
(include a picture here)	
Book Title	
Author	
Retold by (your name)	
Setting	
Characters	
Compare and Contrast	
Problem and Solution	
Interesting Information	

Characters

In this section tell all about the main characters: who they are and a little bit about each. Illustrate them.

Compare and Contrast

In this section you will need to pick 2 of the characters from your character section and compare and contrast them. You may use a Venn diagram or a table. You must have at least 5 comparisons and 5 contrasting facts.

Problem and Solution

In this section choose a problem from the story and tell the solution. You may include a sketch to help your explanation.

Interesting Information

In this section list 5 interesting things you

learned from your book.

Flip Book Grading Rubric ____/50

Book approved by Miss Church

____/5

Completed On Time

____/5

Flip Book

____/30

Quality of Work

____/10

	5 points	4 points	3 points	2 points	1 point
Turned in on time	On time	1-2 days late	3-4 days late	5 days late	More than 5 days late.
Setting	Description is one or more paragraphs long. Many descriptive words are used to tell when and where the story took place.	Description is one or more paragraphs long. Some descriptive words are used to tell when and where the story took place.	Description is less than one paragraph long. Can figure out when and where the story took place, but few descriptive words are used.	Description is less than one paragraph long. Can figure out when and where the story took place, but no descriptive words are used.	Description is one sentence long. The reader has trouble figuring out when and where the story took place.
Characters	3 or more characters are described. Each description has at least 3 sentences.	3 characters are described. One or more descriptions are less than 3 sentences.	At least 2 characters are described. Each description has at least 3 sentences.	2 characters are described. One or more descriptions are less than 3 sentences.	Only 1 character is described.
Illustration of characters	3 characters are illustrated. Illustrations are neat, detailed and original.	3 characters are illustrated. Illustrations are sloppy or not original.	2 characters are illustrated Illustrations are neat, detailed and original.	2 characters are illustrated. Illustrations are sloppy or not original.	Only 1 character is illustrated.
Compare & Contrast	Diagram/Table that compares at least 5 things. <u>Also</u> contrasts at least 5 things (5 for each character). Each compare/contrast is a complete sentence.	Diagram/Table that compares only 4 things. Contrasts only 4 things. Compare/Contrasts are not complete sentences.	Diagram/Table that compares only 3 things. Contrasts only 3 things. Compare/Contrasts are not complete sentences.	Diagram/Table that compares only 2 things. Contrasts only 2 things. Compare/Contrasts are not complete sentences.	Diagram/Table that compares only 1 thing. Contrasts only 1 thing. Compare/Contrasts are not complete sentences.
Problem & Solution	One or more paragraphs describing a problem the characters faced <u>and</u> their solution to the problem	One or more paragraphs, but missing either the problem or solution.	Less than one paragraph describing a problem the characters faced <u>and</u> a solution to the problem	Less than one paragraph, and missing either the problem or solution.	Very little written. No problem or solution is present.
Interesting Info	5 interesting facts	4 interesting facts	3 interesting facts	2 interesting facts	1 interesting fact
Quality of work	Has no distracting errors and is easily read. It appears the student spent a lot of effort getting things just right.	Has one or more distracting errors, and is easily read. It appears the student worked hard on it.	Is fairly readable and the quality is not very good on some parts. It appears the student put some effort in it, but it was not their best work.	Is barely readable and the quality is not very good on most parts. It looks like the student ran out of time or didn't take care of it.	Very messy and hard to read. It looks like the student threw it together at the last minute without much care.

Name _____

February Puppet Book Talk Presentation

We will be starting our study of fairy tales, fables, & folk tales for the month of February. You can choose 5 picture books to read that fall into any of the 3 genres listed above. After choosing your 5 books, you will need to write down the author and title of each book on this paper, and bring it to your teacher to get the books approved by February 10th. Or you can choose to read any chapter book that is on your reading level, is at least 100 pages long, and have it approved by February 10th.

After you have finished reading you will make a puppet of one of your favorite characters. Your puppet can be a paper sack puppet, a sock puppet, a stick puppet, etc. You decide! Please be creative and do your best work! You will also need to be prepared to do a 5-minute book talk, where you will retell the story using your puppet. You are required to tell the story from your puppet's point of view. Parents, please help your child prepare and practice the book talk that will be presented! This report is due on February 28th.

1. Title _____
Author _____
2. Title _____
Author _____
3. Title _____
Author _____
4. Title _____
Author _____
5. Title _____
Author _____

Puppet Book Talk Grading Rubric _____/50

- 5 Books approved and read- Titles & Authors turned in
Or Chapter book approved and read _____ 10 Points
- Puppet (Quality work, creativity, own work) _____ 10 Points
- Turned in on time _____ 5 Points
- Puppet Presentation _____ 25 Points

* Look on the back of this paper for a second rubric of how to earn Puppet Presentation points.

Name _____

Puppet Presentation Skills			
Puppet Control	Audience could rarely see 1 pt. 2pts.	Audience could sometimes see 3pts. 4pts.	Audience could always see 5pts.
Voice Projection	Few can hear 1 pt. 2pts.	Most can hear 3pts. 4pts.	All can hear 5pts.
Voice Inflection	Monotone 1 pt. 2pts.	Some inflection 3pts. 4pts.	Good inflection 5pts.
Story Accuracy	Most of story was missing 1 pt. 2pts.	Some of the important parts of the story were missing 3pts. 4pts.	All important parts of the story were included 5pts.
Stayed In Character	Rarely stayed in character 1 pt. 2 pts.	Mostly stayed in character 3 pts. 4 pts.	Always in character 5 pts.

Name: _____

Biography Book Report

Please select a biography about someone you find interesting, and that is at an appropriate reading level for you. Your book needs to be approved with Miss Church by March 10th.

The assignment is to become that person on March 31st. There are a couple of ways in which to do this. You may do one of the two ideas:

1. Dress up as the person and tell about their life in first person.
2. Make a scrapbook of the person, and explain it in first person as if you were that individual.

Grading Rubric

- Book approved by Miss Church _____/50
- Title _____/5
- Author _____/2.5
- Became _____(person) _____/2.5
- ☐ Dressed up ☐ Scrapbook _____/5
- Used first person to tell about the biography _____/5
- Presentation answers the following questions about the individual _____/5
 - When was your individual born? Died? Living?
 - Where did your individual grow up? Live as an adult?
 - What influence did this person have on the community, country or world?
 - What was your individual like as a child/teenager?
 - An interesting fact about your individual
- Presentation (Voice, Speed, Eye Contact, Volume) _____/20

Presentation Skills			
Eye Contact	Eyes on Paper 1 pt. 2pts.	Eyes sometimes on paper 3pts. 4pts.	Eyes rarely on paper 5pts.
Voice Projection	Few can hear 1pt. 2pt.	Most can hear 3pts. 4pts.	All can hear 5pts.
Voice Inflection	Monotone 1pt. 2pts.	Some inflection 3pts. 4pts.	Good inflection 5pts.
Speed	Too fast or too slow 1 pt. 2pts.	Sometimes appropriate 3pts. 4pts.	Good pacing 5pts.

Book Jacket Book Report

This book project you will be making a book jacket (cover) using important information from the book you read. The book you read must be on your reading level and be approved with Miss Church by April 14th.

When you are done reading your book, get a special paper from Miss Church for your book cover. The front of the book cover should include the title, author, illustrator, and a student-drawn picture. The back will include an original (not copied) five-paragraph persuasive summary about the book. You are trying to sell this book through your summary, giving the reader three good reasons why they should buy and read this book. This book report is due on May 12th.

Grading Rubric	_____/50
• Book pre-approved by Miss Church	_____/5
• Front cover includes:	
Title, Author, Illustrator & Student drawn picture	_____/15
• Persuasive summary on back cover	
• Introduction Paragraph	_____/5
• Reason 1 Paragraph	_____/5
• Reason 2 Paragraph	_____/5
• Reason 3 Paragraph	_____/5
• Concluding Paragraph	_____/5
• Quality work	_____/5
• Turned in on time	_____/5